

36 30 320 Removing/installing rear wheel

+ 36 30 629

Preparatory work

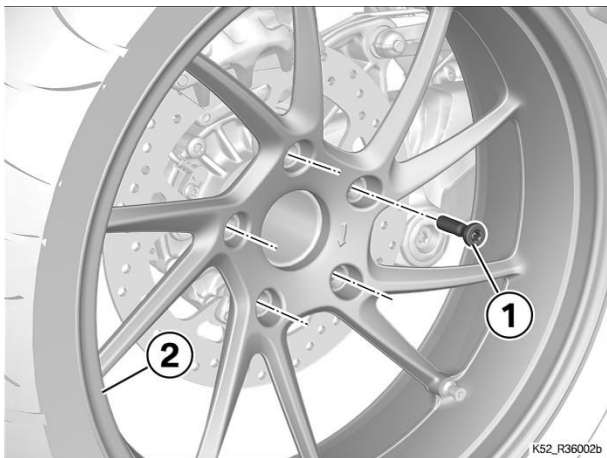
Removing silencer cover

Remove the silencer

Core activity


(-) Remove the rear wheel

- Remove wheel studs (1).
- Remove rear wheel (2).

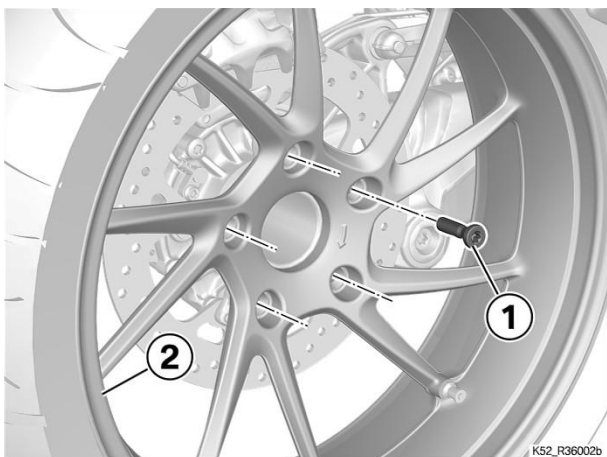



(-) Install the rear wheel

- Clean the wheel centring spigot and the contact surfaces of the wheel hub.



- Hold rear wheel (2) in position.
- Engage all wheel studs (1) on their threads, then tighten uniformly.



 Tightening torques		
Rear wheel to wheel flange		
M10 x 1.25 x 40	Tightening sequence: tighten in diagonally opposite sequence	
	60 Nm	

Follow-up work

Installing silencer

Install the silencer cover

Final check of work performed